



COPPER FITTINGS

**BRAZING FITTINGS FOR USE WITH NZS 3501 COPPER PLUMBING TUBE,
AS/NZS 1571 OR AS 1432 COPPER PLUMBING TUBE AS INDICATED.**



HIGHFLO

COPPER FITTINGS SINCE 1958

CATALOGUE VERSION 23.1

ISSUED 9TH MARCH 2023

CONTENTS



ELBOWS

PAGES 4 & 5

90° ELBOWS

TIGHT RADIUS (SHORT) ELBOWS

45° ELBOWS

180° ELBOWS

TUBE EXPANDERS

PAGE 5

TUBE EXPANDERS TO SUIT NZS3501 & AS1432 TUBE

BENDS

PAGES 6 & 7

90° & 92.5° BENDS

45° BENDS

90° LONG BENDS

45° LONG BENDS

PRE-CROXED BENDS

PRE-CROXED CONNECTORS

BRANCH BENDS

TEES

PAGES 8 & 9

EQUAL TEES

REDUCING TEES

REDUCERS

PAGES 10 & 11

F/F SINGLE STEP REDUCERS

MULTISTEP (UNIVERSAL) REDUCERS

M/F SINGLE STEP REDUCERS

AS TO NZS CONVERSION REDUCERS

S TRAPS

PAGE 12

PLAIN COPPER & CHROME PLATED - SHORT AND LONG VERSIONS

P TRAPS

PAGE 13

PLAIN COPPER & CHROME PLATED - SHORT AND LONG VERSIONS

TRAP ACCESSORIES

PAGE 14

EXTENSIONS

TUNDISHES

TRAP (CAP) NUTS & BRAZING RINGS - BRASS & CHROME PLATED

FLANGES & GASKETS

PAGE 15

TABLE D

TABLE E

DIN (PN16)

ANSI 150

BLIND BACKING FLANGES

JUNCTIONS

PAGES 16 & 17

EQUAL AND REDUCING WITH 45° & 92.5° OPTIONS

MISCELLANEOUS

PAGES 18, 19 & 20

JOINERS (INC. AS TO NZ ADAPTORS) END CAPS TABLE I COMPLIANT FITTINGS

FLUSHPIPPES IN PLAIN COPPER & CHROME PLATED

COMPLIANCE, WARRANTY PAGES 22, 23 & 24

TERMS & CONDITIONS

COMPLIANCE STATEMENT

UNDERTAKINGS, TERMS & CONDITIONS OF SALE

RETURNS POLICY

WARRANTY STATEMENT



KEY CONTACTS

IAN CARSON—MANAGING DIRECTOR

IAN HAS BEEN WITH HIGHFLO SINCE 2002 AND IS OUR 'HANDS ON' MANAGING DIRECTOR. HE IS EXTREMELY PROUD OF HIGHFLO'S LOCAL MANUFACTURING HERITAGE AND HAS WORKED HARD TO BOTH MAINTAIN AND BUILD THE RANGE OF PRODUCTS MADE HERE IN OUR FACTORY IN LOWER HUTT, NZ.

THROUGH IAN'S LEADERSHIP HIGHFLO HAS ALSO PARTNERED WITH LEADING OVERSEAS SPECIALISTS, GIVING HIGHFLO ACCESS TO BOTH HIGH VOLUME - PRICE SENSITIVE PRODUCTS AND SPECIALITY ITEMS AS WELL.

WHY CHOOSE HIGHFLO IN IAN'S OPINION? "NO OTHER COPPER PLUMBING FITTING WHOLESALER IN NZ CAN SUPPORT THEIR CUSTOMERS WITH THE PRODUCT RANGE, QUALITY, AND SERVICE STANDARD OF HIGHFLO. WITHIN SPECIFICATION, ON TIME & AT A FAIR PRICE IS OUR MOTTO"

ONE OF THE THINGS IAN IS MOST PROUD OF, IS THAT THROUGH THE ON-GOING SUPPORT OF OUR CUSTOMERS, AND THE GROWTH THAT HAS ALLOWED HIGHFLO TO MAINTAIN OVER THE LAST TWO DECADES, THERE HAS ALSO BEEN A MANAGEMENT LED DRIVE TO ENSURE WE "GIVE BACK" TO THE COMMUNITY WE OPERATE WITHIN.

TO THIS EXTENT HIGHFLO HAS BEEN A COMMUNITY PARTNER WITH THE LIFEFLIGHT TRUST SINCE 2005, SPONSORED THE SPECIAL CHILDREN'S CHRISTMAS PARTY SINCE 2012 AND THIS YEAR HIGHFLO HAS ALSO BEGUN A PARTNERSHIP WITH THE LOCAL FOODBANK WITH THE AIM TO SPONSOR APPROXIMATELY 750 READY MADE MEALS INTO THE HOMES OF THOSE IN NEED, IN OUR LOCAL COMMUNITY.



LYNETTE CARSON—FINANCIAL CONTROLLER

LYNETTE JOINED THE STAFF AT HIGHFLO IN 2010 AND IS OUR FINANCIAL CONTROLLER. LYNETTE FACILITATED THE TRANSITION TO 'CLOUD BASED' ACCOUNTING WHICH HAS LED TO GREAT IMPROVEMENT IN BOTH OUR OPERATIONAL EFFICIENCY AND OUR ABILITY TO BETTER SERVICE OUR CUSTOMERS. LYNETTE ALSO COVERS THE 'PACK AND DISPATCH' FROM TIME TO TIME, AND MAY WELL BE THE FRIENDLY VOICE WHO ANSWERS YOUR PHONE CALL. LYNETTE IS THE GRAND-DAUGHTER OF HIGHFLO'S CO-FOUNDER AND IS THE THIRD GENERATION OF FAMILY DIRECTORSHIP OF THE COMPANY.



IAN RAMSAY (RETIRED)

IAN RAMSAY HAS A LONG ASSOCIATION WITH HIGHFLO AS IT WAS HIS FATHER, A.J. RAMSAY, WHO CO-FOUNDED THE COMPANY, IN OTAKI, NZ, IN 1958. INITIALLY HIGHFLO MADE ONLY COPPER TRAPS, AND IAN IS ESPECIALLY PROUD TO SEE HOW THE PRODUCT RANGE HAS DEVELOPED OVER TIME. ALTHOUGH IAN HAS 'RETIRED' FROM HIS DAY-TO-DAY INVOLVEMENT HE STILL HAS AN ACTIVE INTEREST KEEPING UP TO DATE WITH NEW DEVELOPMENTS AND CHECKING IN FROM TIME TO TIME TO MAKE SURE WE ARE DOING A 'GOOD JOB'!



OFFICE: (04) 5700600
SALES: 0800 COPPER (0800 267737)
WEB: WWW.HIGHFLO.CO.NZ
EMAIL: ACCOUNTS@HIGHFLO.CO.NZ
SALES@HIGHFLO.CO.NZ

PHYSICAL: 403 HUTT ROAD
ALICETOWN
LOWER HUTT 5010
NEW ZEALAND

COPPER ELBOWS



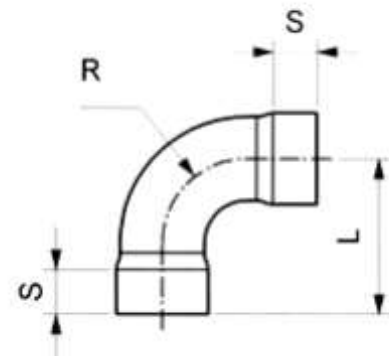
90° COPPER ELBOWS – EXPANDED BOTH ENDS

| SIZE | CODE | RADIUS 'R' | DEPTH 'S' | LENGTH 'L' |
|-------------------------------|---------|------------|-----------|------------|
| 10MM* | CE1090 | 10MM | 5MM | 15MM |
| *SUITS 9.52MM AS/NZS1571 TUBE | | | | |
| 15MM | CE1590 | 23MM | 11MM | 30MM |
| 20MM | CE2090 | 27MM | 12MM | 42MM |
| 25MM | CE2590 | 31MM | 12MM | 54MM |
| 32MM | CE3290 | 37MM | 15MM | 62MM |
| 40MM | CE4090 | 43MM | 15MM | 69MM |
| 50MM | CE5090 | 60MM | 12MM | 79MM |
| 65MM | CE6592 | 78MM | 18MM | 107MM |
| 80MM | CE8092 | 110MM | 23MM | 125MM |
| 100MM | CE10092 | 127MM | 25MM | 165MM |
| 125MM^ | CE12590 | 187MM | 20MM | 188MM |

^SUITS 125MM AS1432 TUBE & NOT A STD STOCK ITEM.

| | | | | |
|--------|-----------|-------|------|-------|
| 150MM | CE15090LR | 212MM | 50MM | 262MM |
| 200MM~ | CE20090 | 300MM | 28MM | 300MM |

~SUITS 200MM AS1432 TUBE & NOT A STD STOCK ITEM.



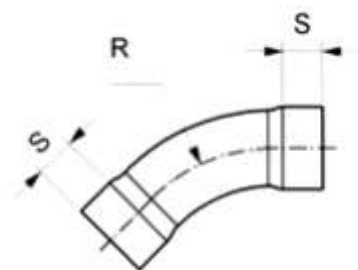
45° COPPER ELBOWS – EXPANDED BOTH ENDS

| SIZE | CODE | RADIUS 'R' | DEPTH 'S' |
|--------|---------|------------|-----------|
| 15MM | CE1545 | 23MM | 11MM |
| 20MM | CE2045 | 27MM | 12MM |
| 25MM | CE2545 | 31MM | 12MM |
| 32MM | CE3245 | 37MM | 15MM |
| 40MM | CE4045 | 43MM | 15MM |
| 50MM | CE5045 | 60MM | 12MM |
| 65MM | CE6545 | 78MM | 18MM |
| 80MM | CE8045 | 110MM | 23MM |
| 100MM | CE10045 | 127MM | 25MM |
| 125MM^ | CE12545 | 187MM | 20MM |

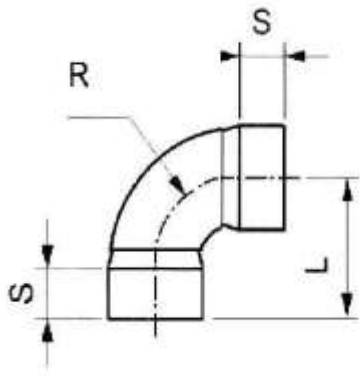
^SUITS 125MM AS1432 TUBE & NOT A STD STOCK ITEM.

| | | | |
|--------|---------|-------|------|
| 150MM | CE15045 | 142MM | 45MM |
| 200MM* | CE20045 | 300MM | 28MM |

*SUITS 200MM AS1432 TUBE & NOT A STD STOCK ITEM.

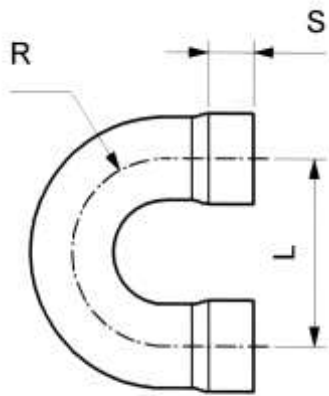


COPPER ELBOWS & TUBE EXPANDERS



SHORT (TIGHT RADIUS) COPPER ELBOWS

| SIZE | CODE | RADIUS 'R' | DEPTH 'S' | LENGTH 'L' |
|-------|--------|------------|-----------|------------|
| 15MM | CE15S | 13MM | 10MM | 20MM |
| 20MM | CE20S | 20MM | 14MM | 26MM |
| 25MM | CE25S | 25MM | 15MM | 35MM |
| 150MM | CE150S | 103MM | 47MM | 103MM |

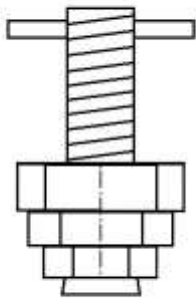


180° COPPER U ELBOWS EXPANDED BOTH ENDS

| SIZE | CODE | RADIUS 'R' | DEPTH 'S' | LENGTH 'L' |
|--------------------|----------|------------|-----------|------------|
| 15MM | CE15180 | 23MM | 11MM | 46MM |
| 20MM | CE20180 | 27MM | 12MM | 54MM |
| 25MM | CE25180 | 31MM | 12MM | 62MM |
| 32MM [#] | CE32180 | 37MM | 15MM | 74MM |
| 40MM [#] | CE40180 | 43MM | 15MM | 86MM |
| 50MM [#] | CE50180 | 60MM | 12MM | 120MM |
| 65MM [#] | CE65180 | 78MM | 18MM | 156MM |
| 80MM [#] | CE80180 | 110MM | 23MM | 220MM |
| 100MM [#] | CE100180 | 138MM | 25MM | 276MM |

[#] MADE TO ORDER AND NON RETURNABLE

COPPER TUBE EXPANDER - NZS3501 & AS1432 - COLLETT TYPE



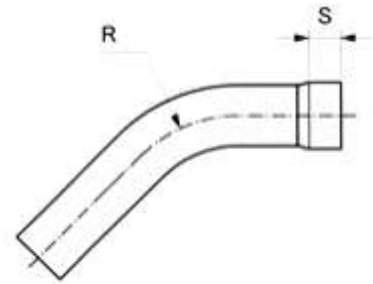
| CODE | DESCRIPTION |
|---------------|---|
| EXP5040 | TUBE EXPANDER FOR NZS3501 50MM & NZS3501 40MM |
| EXP65 | TUBE EXPANDER FOR NZS3501 65MM |
| EXP10080 | TUBE EXPANDER FOR NZS3501 TABLE II 100MM & 80MM |
| EXPNZ150AS125 | TUBE EXPANDER FOR NZS3501 150MM & AS1432 125MM |
| EXPAS50AS40 | TUBE EXPANDER FOR AS1432 50MM & AS1432 40MM |
| EXPAS65 | TUBE EXPANDER FOR AS1432 65MM |
| EXPAS100AS80 | TUBE EXPANDER FOR AS1432 100MM & AS1432 80MM |
| EXPAS200AS150 | TUBE EXPANDER FOR AS1432 200MM & AS1432 150MM |

COPPER BENDS

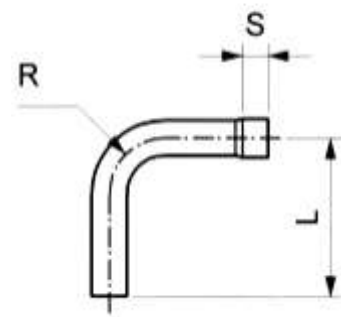


45° AND 90° COPPER LONG BENDS EXPANDED ONE END

| SIZE | CODE | RADIUS 'R' | DEPTH 'S' |
|------|---------|------------|-----------|
| 25MM | CB2545L | 31MM | 12MM |

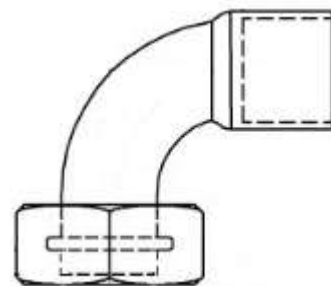


| SIZE | CODE | RADIUS 'R' | DEPTH 'S' | LENGTH 'L' |
|------|---------|------------|-----------|------------|
| 15MM | CB1590L | 23MM | 11MM | 64MM |
| 20MM | CB2090L | 27MM | 12MM | 65MM |
| 25MM | CB2590L | 31MM | 12MM | 80MM |



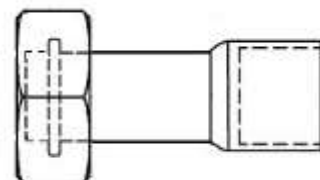
PRE-CROXED BSP TO COPPER BENDS

| TUBE | CODE | SOCKET | BSP NUT | ANGLE |
|------|---------|--------|---------|-------|
| 15MM | BCBSP15 | 15MM | 1/2" | 90 ° |
| 20MM | BCBSP20 | 20MM | 3/4" | 90 ° |



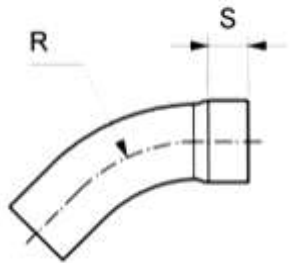
PRE-CROXED BSP TO COPPER STRAIGHT CONNECTORS

| TUBE | CODE | SOCKET | BSP NUT |
|------|-------------|--------|---------|
| 15MM | SCBSP15x1/2 | 15MM | 1/2" |
| 15MM | SCBSP15x3/4 | 15MM | 3/4" |
| 20MM | SCBSP20x3/4 | 20MM | 3/4" |



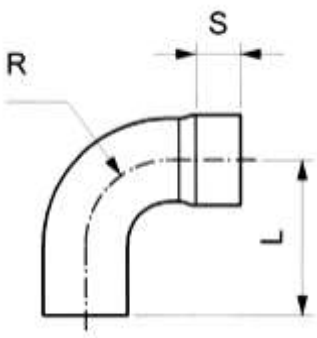
COPPER BENDS

45° COPPER BENDS – EXPANDED ONE END



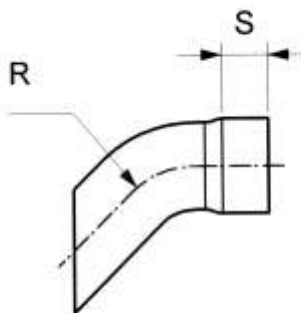
| SIZE | CODE | RADIUS 'R' | DEPTH 'S' |
|-------|---------|------------|-----------|
| 15MM | CB1545 | 23MM | 11MM |
| 20MM | CB2045 | 27MM | 12MM |
| 25MM | CB2545 | 31MM | 12MM |
| 32MM | CB3245 | 37MM | 15MM |
| 40MM | CB4045 | 43MM | 15MM |
| 50MM | CB5045 | 60MM | 12MM |
| 65MM | CB6545 | 78MM | 18MM |
| 80MM | CB8045 | 110MM | 23MM |
| 100MM | CB10045 | 127MM | 25MM |

90° / 92.5° COPPER BENDS – EXPANDED ONE END



| SIZE | CODE | RADIUS 'R' | DEPTH 'S' | LENGTH 'L' |
|-------|---------|------------|-----------|------------|
| 15MM | CB1590 | 23MM | 11MM | 48MM |
| 20MM | CB2090 | 27MM | 12MM | 60MM |
| 25MM | CB2590 | 31MM | 12MM | 64MM |
| 32MM | CB3290 | 37MM | 15MM | 62MM |
| 40MM | CB4090 | 43MM | 15MM | 69MM |
| 50MM | CB5090 | 60MM | 12MM | 79MM |
| 65MM | CB6592 | 78MM | 18MM | 107MM |
| 80MM | CB8092 | 110MM | 23MM | 125MM |
| 100MM | CB10092 | 127MM | 25MM | 165MM |

COPPER BRANCH BENDS – EXPANDED ONE END



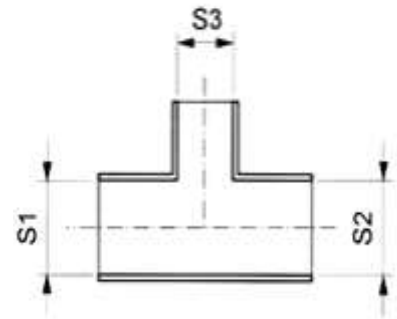
| SIZE | CODE | RADIUS 'R' | DEPTH 'S' |
|-------|---------|------------|-----------|
| 15MM | CB15BB | 23MM | 11MM |
| 20MM | CB20BB | 27MM | 12MM |
| 25MM | CB25BB | 31MM | 12MM |
| 32MM | CB32BB | 37MM | 15MM |
| 40MM | CB40BB | 43MM | 15MM |
| 50MM | CB50BB | 60MM | 12MM |
| 65MM | CB65BB | 78MM | 18MM |
| 80MM | CB80BB | 110MM | 23MM |
| 100MM | CB100BB | 127MM | 25MM |

COPPER TEES—REDUCING



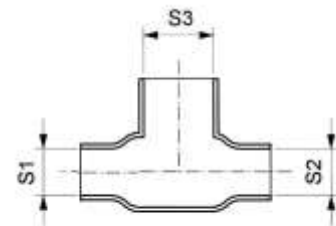
REDUCING BRANCH COPPER TEE—DIMENSIONS S1 x S2 x S3

| SIZE | CODE | S1 'LEFT' | S2 'RIGHT' | S3 'BRANCH' |
|-------------------------------|-------------|-----------|------------|-------------|
| 15x15x10* | CTR151510 | 15MM | 15MM | 10MM |
| *SUITS 9.52MM AS/NZS1571 TUBE | | | | |
| 20x20x15 | CTR202015 | 20MM | 20MM | 15MM |
| 25x25x15 | CTR252515 | 25MM | 25MM | 15MM |
| 25x25x20 | CTR252520 | 25MM | 25MM | 20MM |
| 32x32x15 | CTR323215 | 32MM | 32MM | 15MM |
| 32x32x20 | CTR323220 | 32MM | 32MM | 20MM |
| 32x32x25 | CTR323225 | 32MM | 32MM | 25MM |
| 40x40x20 | CTR404020 | 40MM | 40MM | 20MM |
| 40x40x25 | CTR404025 | 40MM | 40MM | 25MM |
| 40x40x32 | CTR404032 | 40MM | 40MM | 32MM |
| 50x50x20 | CTR505020 | 50MM | 50MM | 20MM |
| 50x50x25 | CTR505025 | 50MM | 50MM | 25MM |
| 50x50x32 | CTR505032 | 50MM | 50MM | 32MM |
| 50x50x40 | CTR505040 | 50MM | 50MM | 40MM |
| 65x65x32 | CTR656532 | 65MM | 65MM | 32MM |
| 65x65x40 | CTR656540 | 65MM | 65MM | 40MM |
| 65x65x50 | CTR656550 | 65MM | 65MM | 50MM |
| 80x80x40 | CTR808040 | 80MM | 80MM | 40MM |
| 80x80x50 | CTR808050 | 80MM | 80MM | 50MM |
| 80x80x65 | CTR808065 | 80MM | 80MM | 65MM |
| 100x100x50 | CTR10010050 | 100MM | 100MM | 50MM |
| 100x100x65 | CTR10010065 | 100MM | 100MM | 65MM |
| 100x100x80 | CTR10010080 | 100MM | 100MM | 80MM |



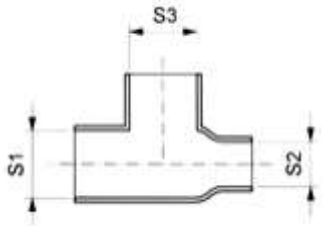
REDUCING IN-LINE COPPER TEE—DIMENSIONS S1 x S2 x S3

| SIZE | CODE | S1 'LEFT' | S2 'RIGHT' | S3 'BRANCH' |
|----------|-----------|-----------|------------|-------------|
| 15x15x20 | CTR151520 | 15MM | 15MM | 20MM |
| 20x20x25 | CTR202025 | 20MM | 20MM | 25MM |
| 20x20x32 | CTR202032 | 20MM | 20MM | 32MM |
| 25x25x32 | CTR252532 | 25MM | 25MM | 32MM |



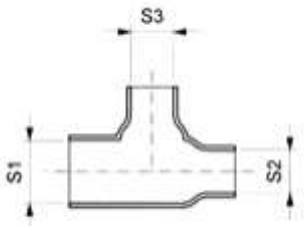
COPPER TEES—REDUCING & EQUAL

REDUCING BRANCH COPPER TEES—DIMENSIONS S1 x S2 x S3



| SIZE | CODE | S1 'LEFT' | S2 'RIGHT' | S3 'BRANCH' |
|----------|-----------|-----------|------------|-------------|
| 20x15x20 | CTR201520 | 20MM | 15MM | 20MM |

REDUCING INLINE & BRANCH TEE—DIMENSIONS S1 x S2 x S3



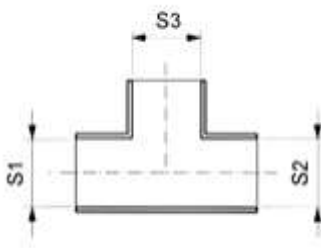
| SIZE | CODE | S1 'LEFT' | S2 'RIGHT' | S3 'BRANCH' |
|----------|-----------|-----------|------------|-------------|
| 20x15x15 | CTR201515 | 20MM | 15MM | 15MM |

MANY OTHER REDUCING TEE COMBINATIONS AVAILABLE

PLEASE CALL WITH YOUR REQUIREMENTS

COPPER TEES—EQUAL

EQUAL COPPER TEES—DIMENSIONS S1 x S2 x S3



| SIZE | CODE | S1 'LEFT' | S2 'RIGHT' | S3 'BRANCH' |
|--|--------|-----------|------------|-------------|
| 10MM* | CTE10 | 10MM | 10MM | 10MM |
| *SUITS 9.52MM AS/NZS1571 TUBE | | | | |
| 15MM | CTE15 | 15MM | 15MM | 15MM |
| 20MM | CTE20 | 20MM | 20MM | 20MM |
| 25MM | CTE25 | 25MM | 25MM | 25MM |
| 32MM | CTE32 | 32MM | 32MM | 32MM |
| 40MM | CTE40 | 40MM | 40MM | 40MM |
| 50MM | CTE50 | 50MM | 50MM | 50MM |
| 65MM | CTE65 | 65MM | 65MM | 65MM |
| 80MM | CTE80 | 80MM | 80MM | 80MM |
| 100MM | CTE100 | 100MM | 100MM | 100MM |
| 125MM^ | CTE125 | 125MM | 125MM | 125MM |
| ^SUITS 125MM AS1432 TUBE & NOT A STD STOCK ITEM. | | | | |
| 150MM | CTE150 | 150MM | 150MM | 150MM |
| 200MM~ | CTE200 | 200MM | 200MM | 200MM |

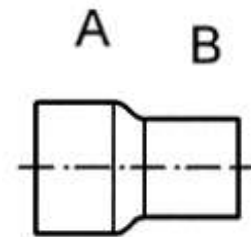
~SUITS 200MM AS1432 TUBE & NOT A STD STOCK ITEM.

COPPER REDUCERS



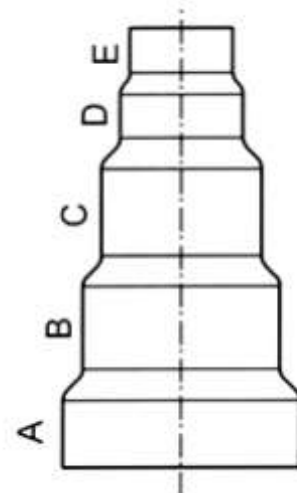
SINGLE STEP M/F COPPER REDUCERS (BUSHINGS)

| SIZE | CODE | SOCKET A 'MALE' | SOCKET B 'FEMALE' |
|-------------------------------|----------|-----------------|-------------------|
| 15X10* | CR1510MF | 15MM | 10MM |
| *SUITS 9.52MM AS/NZS1571 TUBE | | | |
| 20X15 | CR2015MF | 20MM | 15MM |
| 25X15 | CR2515MF | 25MM | 15MM |
| 25X20 | CR2520MF | 25MM | 20MM |
| 32X20 | CR3220MF | 32MM | 20MM |
| 32X25 | CR3225MF | 32MM | 25MM |
| 40X20 | CR4020MF | 40MM | 20MM |
| 40X25 | CR4025MF | 40MM | 25MM |
| 40X32 | CR4032MF | 40MM | 32MM |



MULTI-STEP (UNIVERSAL) F/F COPPER REDUCERS

| SIZE | CODE | SOCKET A | B | C | D | E |
|--------|----------|----------|------|------|------|------|
| 50x20 | CSR5020 | 50MM | 40MM | 32MM | 25MM | 20MM |
| 65x40 | CSR6540 | 65MM | 50MM | 40MM | | |
| 80x40 | CSR8040 | 80MM | 65MM | 50MM | 40MM | |
| 100x50 | CSR10050 | 100MM | 80MM | 65MM | 50MM | |

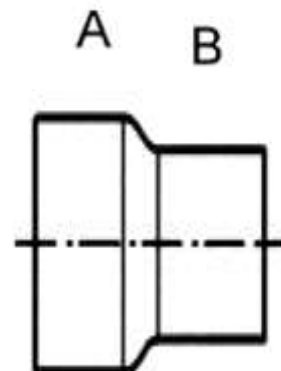


AS1432 TO NZS3501 (F/F & M/F OPTIONS) COPPER ADAPTORS

| SIZE | CODE | SOCKET A | SOCKET B |
|-----------|--------------|----------|----------|
| 125^x80 | CRAS125NZ80 | 125MM^ | 80MM |
| 125^x100 | CRAS125NZ100 | 125MM^ | 100MM |
| 150x125^ | CRNZ150AS125 | 150MM | 125MM^ |
| 200~x125^ | CRAS200AS125 | 200MM~ | 125MM^ |
| 200~x150 | CRAS200NZ150 | 200MM~ | 150MM |

^SUITS 125MM AS1432 TUBE & NOT A STD STOCK ITEM.

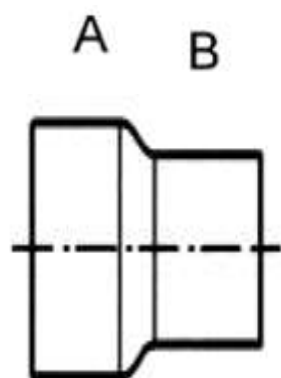
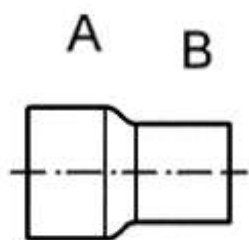
~SUITS 200MM AS1432 TUBE & NOT A STD STOCK ITEM.



COPPER REDUCERS

SINGLE STEP F/F COPPER REDUCERS

| SIZE | CODE | SOCKET A | SOCKET B |
|-------------------------------|----------|------------|------------|
| 15x10* | CR1510 | 15MM | 10MM |
| *SUITS 9.52MM AS/NZS1571 TUBE | | | |
| 20x15 | CR2015 | 20MM | 15MM |
| 25x15 | CR2515 | 25MM | 15MM |
| 25x20 | CR2520 | 25MM | 20MM |
| 32x15 | CR3215 | 32MM | 15MM |
| 32x20 | CR3220 | 32MM | 20MM |
| 32x25 | CR3225 | 32MM | 25MM |
| 40x20 | CR4020 | 40MM | 20MM |
| 40x25 | CR4025 | 40MM | 25MM |
| 40x32 | CR4032 | 40MM | 32MM |
| 50x20 | CR5020 | 50MM | 20MM |
| 50x25 | CR5025 | 50MM | 25MM |
| 50x32 | CR5032 | 50MM | 32MM |
| 50x40 | CR5040 | 50MM | 40MM |
| 65x32 | CR6532 | 65MM | 32MM |
| 65x40 | CR6540 | 65MM | 40MM |
| 65x50 | CR6550 | 65MM | 50MM |
| 80x40 | CR8040 | 80MM | 40MM |
| 80x50 | CR8050 | 80MM | 50MM |
| 80x65 | CR8065 | 80MM | 65MM |
| 100x50 | CR10050 | 100MM | 50MM |
| 100x65 | CR10065 | 100MM | 65MM |
| 100x80 | CR10080 | 100MM | 80MM |
| 125x100 | CR125100 | 125MM (NZ) | 100MM |
| 150x100 | CR150100 | 150MM | 100MM |
| 150x125 | CR150125 | 150MM | 125MM (NZ) |



COPPER S TRAPS (CHROME OPTIONS)



S TRAPS WITH STANDARD INLET AND SHORT TAIL (+ TRAPS 65MM AND LARGER NON RETURNABLE)

| SIZE | CODE | INLET 'M1' | TAIL 'L1' | CENTRES 'O' | OVERALL HEIGHT |
|--------------------|----------|------------|-----------|-------------|----------------|
| 25MM | STSCU25 | 165MM | 165MM | 62MM | 190MM |
| 32MM | STSCU32 | 175MM | 175MM | 74MM | 202MM |
| 40MM | STSCU40 | 175MM | 175MM | 80MM | 202MM |
| 50MM | STSCU50 | 230MM | 230MM | 120MM | 235MM |
| 65MM ⁺ | STSCU65 | 290MM | 290MM | 156MM | 300MM |
| 80MM ⁺ | STSCU80 | 405MM | 405MM | 220MM | 470MM |
| 100MM ⁺ | STSCU100 | 550MM | 550MM | 275MM | 660MM |

S TRAPS WITH STANDARD INLET AND LONG TAIL

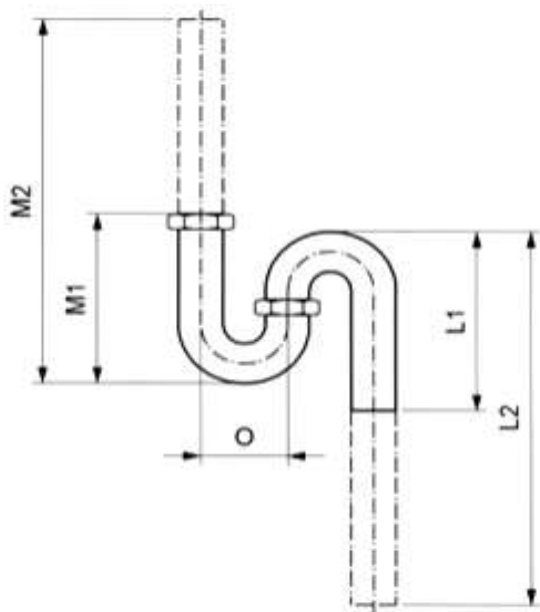
| SIZE | CODE | INLET 'M1' | TAIL 'L2' | CENTRES 'O' | OVERALL HEIGHT |
|------|---------|------------|-----------|-------------|----------------|
| 32MM | LTSCU32 | 175MM | 580MM | 74MM | 610MM |
| 40MM | LTSCU40 | 175MM | 595MM | 80MM | 625MM |
| 50MM | LTSCU50 | 230MM | 635MM | 120MM | 595MM |

S TRAPS WITH LONG INLET AND SHORT TAIL

| SIZE | CODE | INLET 'M2' | TAIL 'L1' | CENTRES 'O' | OVERALL HEIGHT |
|------|-----------|------------|-----------|-------------|----------------|
| 32MM | LISTSCU32 | 305MM | 175MM | 74MM | 340MM |
| 40MM | LISTSCU40 | 325MM | 175MM | 80MM | 350MM |

S TRAPS WITH LONG INLET AND LONG TAIL

| SIZE | CODE | INLET 'M2' | TAIL 'L2' | CENTRES 'O' | OVERALL HEIGHT |
|------|-----------|------------|-----------|-------------|----------------|
| 32MM | LILTSCU32 | 305MM | 580MM | 74MM | 740MM |
| 40MM | LILTSCU40 | 325MM | 595MM | 80MM | 765MM |



FOR CHROMED TRAPS SUBSTITUTE "CP" IN PLACE OF "CU" ALL CHROMED ITEMS FIRM SALE — NON RETURNABLE

COPPER P TRAPS (CHROME OPTIONS)

P TRAPS WITH STANDARD INLET AND SHORT TAIL (+ TRAPS 65MM AND LARGER NON RETURNABLE)

| SIZE | CODE | INLET 'M1' | TAIL 'L1' | CENTRES 'O' |
|--------------------|----------|------------|-----------|-------------|
| 25MM | STPCU25 | 165MM | 215MM | 62MM |
| 32MM | STPCU32 | 175MM | 225MM | 74MM |
| 40MM | STPCU40 | 175MM | 240MM | 80MM |
| 50MM | STPCU50 | 230MM | 300MM | 120MM |
| 65MM ⁺ | STPCU65 | 290MM | 390MM | 156MM |
| 80MM ⁺ | STPCU80 | 405MM | 550MM | 220MM |
| 100MM ⁺ | STPCU100 | 550MM | 590MM | 275MM |

P TRAPS WITH STANDARD INLET AND LONG TAIL

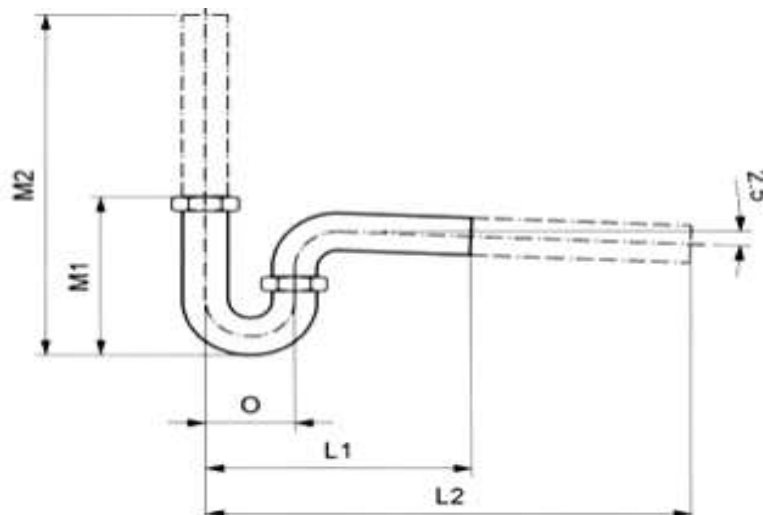
| SIZE | CODE | INLET 'M1' | TAIL 'L2' | CENTRES 'O' |
|------|---------|------------|-----------|-------------|
| 32MM | LTPCU32 | 175MM | 580MM | 74MM |
| 40MM | LTPCU40 | 175MM | 595MM | 80MM |
| 50MM | LTPCU50 | 230MM | 635MM | 120MM |

P TRAPS WITH LONG INLET AND SHORT TAIL

| SIZE | CODE | INLET 'M2' | TAIL 'L1' | CENTRES 'O' |
|------|-----------|------------|-----------|-------------|
| 32MM | LISTPCU32 | 305MM | 225MM | 74MM |
| 40MM | LISTPCU40 | 325MM | 240MM | 80MM |

P TRAPS WITH LONG INLET AND LONG TAIL

| SIZE | CODE | INLET 'M2' | TAIL 'L2' | CENTRES 'O' |
|------|-----------|------------|-----------|-------------|
| 32MM | LILTPCU32 | 305MM | 580MM | 74MM |
| 40MM | LILTPCU40 | 325MM | 595MM | 80MM |



CHROMED TRAPS SUBSTITUTE "CP" IN PLACE OF "CU" ALL CHROMED ITEMS NON RETURNABLE

TRAP ACCESSORIES

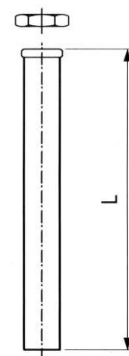


CHROME TRAP EXTENSION—750MM LONG WITH BSP THREAD

| SIZE | CODE | LENGTH 'L' |
|------|--------|------------|
| 32MM | TECP32 | 750MM |
| 40MM | TECP40 | 750MM |
| 50MM | TECP50 | 750MM |

CHROMED ITEMS NON RETURNABLE

LOOSE NUT AVAILABLE SEPARATELY



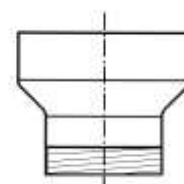
COPPER TUNDISHES

| CODE | TRAP MATCH | RECEPTACLE SIZE |
|---------|------------|-----------------|
| CUTUN32 | 32MM | 65MM |
| CUTUN40 | 40MM | 80MM |
| CUTUN50 | 50MM | 100MM |

CHROME PLATED ON REQUEST

LOOSE NUT AVAILABLE SEPARATELY

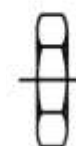
OTHER SIZES AVAILABLE ON REQUEST



BRASS CAP (TRAP) NUTS

| SIZE | CODE | BSP |
|-------|---------|-----|
| 32MM | CNCU32 | 1¼" |
| 40MM | CNCU40 | 1½" |
| 50MM | CNCU50 | 2" |
| 65MM | CNCU65 | 2½" |
| 80MM | CNCU80 | 3" |
| 100MM | CNCU100 | 4" |

STEPPED BRAZING RINGS ALSO AVAILABLE—PLEASE CALL



CHROME PLATED BRASS CAP (TRAP) NUTS

| SIZE | CODE | BSP |
|-------|---------|-----|
| 32MM | CNCP32 | 1¼" |
| 40MM | CNCP40 | 1½" |
| 50MM | CNCP50 | 2" |
| 65MM | CNCP65 | 2½" |
| 80MM | CNCP80 | 3" |
| 100MM | CNCP100 | 4" |

CHROMED ITEMS NON RETURNABLE



COPPER MATE FLANGES BY CTS™

TABLE D FLANGES (NOT COMPLIANT AS TABLE E)

| SIZE | CODE | PCD |
|-------|----------|-------|
| 100MM | CF100T/D | 178MM |
| 150MM | CF150T/D | 235MM |

TABLE E FLANGES (COMPLIANT AS TABLE D AS NOTED)

| SIZE | CODE | PCD | TABLE D | OPT. GASKET |
|--------|-------|-------|---------|-------------|
| 25MM | CF25 | 83MM | No | CF25FG |
| 32MM | CF32 | 87MM | Yes | CF32FG |
| 40MM | CF40 | 98MM | Yes | CF40FG |
| 50MM | CF50 | 114MM | Yes | CF50FG |
| 65MM | CF65 | 127MM | Yes | CF65FG |
| 80MM | CF80 | 146MM | Yes | CF80FG |
| 100MM | CF100 | 178MM | No | CF100FG |
| 125MM~ | CF125 | 210MM | Yes | |
| 150MM | CF150 | 235MM | No | CF150FG |
| 200MM~ | CF200 | 292MM | No | CF200FG |

~SUITS AS1432 TUBE

DIN (PN16) FLANGES

| SIZE | CODE | PCD | OPT. GASKET |
|--------|-----------|-------|-------------|
| 25MM | CF25PN16 | 85MM | |
| 32MM | CF32PN16 | 100MM | CF32PN16FG |
| 40MM | CF40PN16 | 110MM | CF40PN16FG |
| 50MM | CF50PN16 | 125MM | CF50PN16FG |
| 65MM | CF65PN16 | 145MM | CF65PN16FG |
| 80MM | CF80PN16 | 160MM | CF80PN16FG |
| 100MM | CF100PN16 | 180MM | CF100PN16FG |
| 125MM~ | CF125PN16 | 210MM | |
| 150MM | CF150PN16 | 240MM | CF150PN16FG |
| 200MM~ | CF200PN16 | 295MM | |

~SUITS AS1432 TUBE

ANSI 150 FLANGES

| SIZE | CODE | PCD | OPT. GASKET |
|-------|--------------|---------|----------------|
| 50MM | CF50ANSI150 | 120.5MM | CF50ANSI150FG |
| 65MM | CF65ANSI150 | 139.5MM | CF65ANSI150FG |
| 80MM | CF80ANSI150 | 152.5MM | CF80ANSI150FG |
| 100MM | CF100ANSI150 | 190.5MM | CF100ANSI150FG |

TABLE E BLIND FLANGES *REMAINING STOCK ONLY

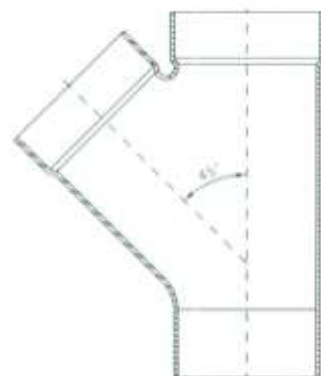
| SIZE | CODE | PCD | TABLE D | OPT. GASKET |
|-------|--------|-------|---------|-------------|
| 50MM | BBF50 | 114MM | Yes | CF50FG |
| 65MM | BBF65 | 127MM | Yes | CF65FG |
| 80MM | BBF80 | 146MM | Yes | CF80FG |
| 100MM | BBF100 | 178MM | No | CF100FG |
| 150MM | BBF150 | 235MM | No | CF150FG |
| 200MM | BBF200 | 292MM | No | CF200FG |

JUNCTIONS AT 45°



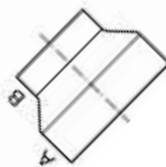
EQUAL JUNCTIONS

| CODE | TOP (FEMALE) | BOTTOM (MALE) | BRANCH (FEMALE) |
|---------|--------------|---------------|-----------------|
| C45J32 | 32MM | 32MM | 32MM |
| C45J40 | 40MM | 40MM | 40MM |
| C45J50 | 50MM | 50MM | 50MM |
| C45J65 | 65MM | 65MM | 65MM |
| C45J80 | 80MM | 80MM | 80MM |
| C45J100 | 100MM | 100MM | 100MM |



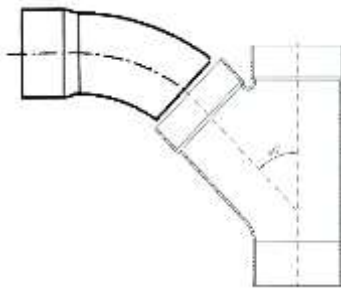
REDUCING JUNCTION COMBOS (JUNCTIONS AND REDUCERS)

| JUNCTION | TOP (FEMALE) | BOTTOM (MALE) | BRANCH (FEMALE) |
|----------|--------------|---------------|--|
| C45J32 | 32MM | 32MM | 32MM REDUCEABLE DOWN TO 25MM, 20MM OR 15MM. |
| C45J40 | 40MM | 40MM | 40MM REDUCEABLE DOWN TO 32MM, 25MM, 20MM OR 15MM. |
| C45J50 | 50MM | 50MM | 50MM REDUCEABLE DOWN TO 40MM, 32MM, 25MM OR 20MM. |
| C45J65 | 65MM | 65MM | 65MM REDUCEABLE DOWN TO 50MM, 40MM OR 32MM. |
| C45J80 | 80MM | 80MM | 80MM REDUCEABLE DOWN TO 65MM, 50MM OR 40MM. |
| C45J100 | 100MM | 100MM | 100MM REDUCEABLE DOWN TO 80MM, 65MM OR 50MM. |



JUNCTIONS AT 92.5°

EQUAL JUNCTION COMBOS



C45J32 JUNCTION COMBINED WITH A CB3245

C45J40 JUNCTION COMBINED WITH A CB4045

C45J50 JUNCTION COMBINED WITH A CB5045

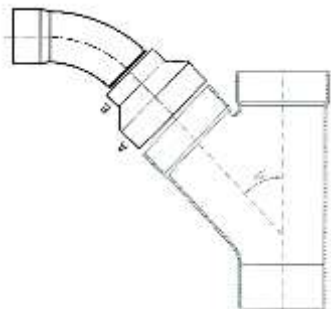
C45J65 JUNCTION COMBINED WITH A CB6545

C45J80 JUNCTION COMBINED WITH A CB8045

C45J100 JUNCTION COMBINED WITH A CB10045

PLEASE ENQUIRE FOR FULL DETAILS AND OTHER COMBINATIONS

REDUCING JUNCTION COMBOS



C45J32 JUNCTION COMBINED WITH A 45° FITTING AND REDUCERS
TO TAKE BRANCH DOWN TO 25MM, 20MM OR 15MM

C45J40 JUNCTION COMBINED WITH A 45° FITTING AND REDUCERS
TO TAKE BRANCH DOWN TO 32MM, 25MM, 20MM OR 15MM

C45J50 JUNCTION COMBINED WITH A 45° FITTING AND REDUCERS
TO TAKE BRANCH DOWN TO 40MM, 32MM, 25MM OR 20MM

C45J65 JUNCTION COMBINED WITH A 45° FITTING AND REDUCERS
TO TAKE BRANCH DOWN TO 50MM, 40MM OR 32MM

C45J80 JUNCTION COMBINED WITH A 45° FITTING AND REDUCERS
TO TAKE BRANCH DOWN TO 65MM, 50MM OR 40MM

C45J100 JUNCTION COMBINED WITH A 45° FITTING AND REDUCERS
TO TAKE BRANCH DOWN TO 80MM, 65MM OR 50MM

PLEASE ENQUIRE FOR FULL DETAILS AND OTHER COMBINATIONS.

MISCELLANEOUS

TUBE JOINERS

SIZE CODE

10MM* TJ10

*SUITS 9.52MM AS/NZS1571 TUBE

15MM TJ15

20MM TJ20

25MM TJ25

32MM TJ32

40MM TJ40

50MM TJ50

65MM TJ65

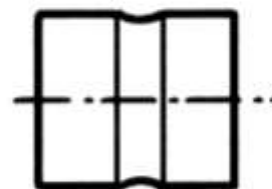
80MM TJ80

100MM TJ100

125MM^ TJ125

^SUITS 125MM AS1432 TUBE & NOT A STD STOCK ITEM.

150MM TJ150



END CAPS

SIZE CODE

15MM CC15

20MM CC20

25MM CC25

32MM CC32

40MM CC40

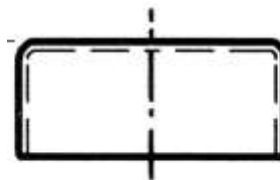
50MM CC50

65MM CC65

80MM CC80

100MM CC100

125MM CC125 (NZ)

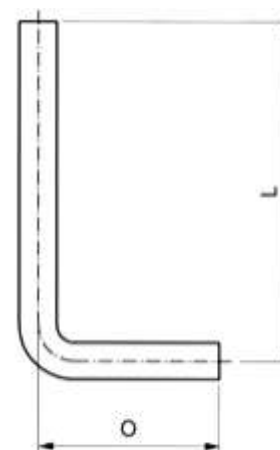


COPPER FLUSHPIPES

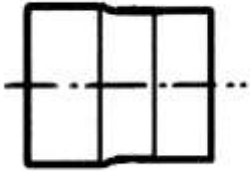
| SIZE | CODE | LENGTH 'L' | LENGTH 'O' |
|------|-----------|------------|------------|
| 40MM | FPCU4062 | 600MM | 200MM |
| 40MM | FPCU40753 | 750MM | 300MM |
| 50MM | FPCU5062 | 600MM | 200MM |

CHROME FLUSHPIPES

| SIZE | CODE | LENGTH 'L' | LENGTH 'O' |
|------|-----------|------------|------------|
| 40MM | FPCP4052 | 500MM | 200MM |
| 40MM | FPCP4062 | 600MM | 200MM |
| 40MM | FPCP40753 | 750MM | 300MM |
| 50MM | FPCP5062 | 600MM | 200MM |



NZ (NZS3501) TO AUSTRALIAN (AS1432) TUBE (ADAPTOR) JOINERS



| SIZE | CODE | TO JOIN |
|-------|-------|---|
| 15MM | TA15 | 15MM NZ TO 1/2" (15MM) AUST (F/F FITMENT) |
| 20MM | TA20 | 20MM NZ TO 3/4" (20MM) AUST (F/F FITMENT) |
| 25MM | TA25 | 25MM NZ TO 1" (25MM) AUST (F/F FITMENT) |
| 32MM | TA32 | 32MM NZ TO 1 1/4" (32MM) AUST (F/F FITMENT) |
| 40MM | TA40 | 40MM NZ TO 1 1/2" (40MM) AUST (F/F FITMENT) |
| 50MM | TA50 | 50MM NZ TO 2" (50MM) AUST (F/F FITMENT) |
| 65MM | TA65 | 65MM NZ TO 2 1/2" (65MM) AUST (F/F FITMENT) |
| 80MM | TA80 | 80MM NZ TO 3" (80MM) AUST (F/F FITMENT) |
| 100MM | TA100 | 100MM NZ TO 4" (100MM) AUST (F/F FITMENT) |


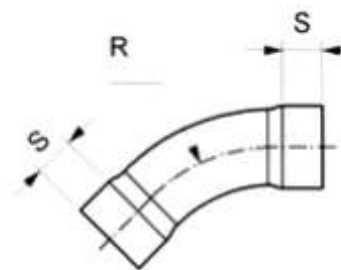
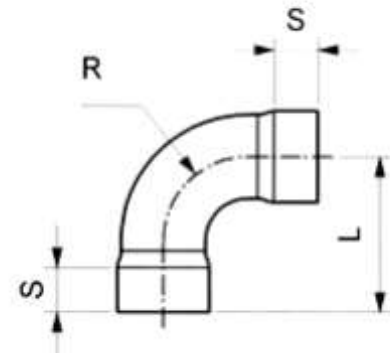


TABLE I COMPLIANT FITTINGS

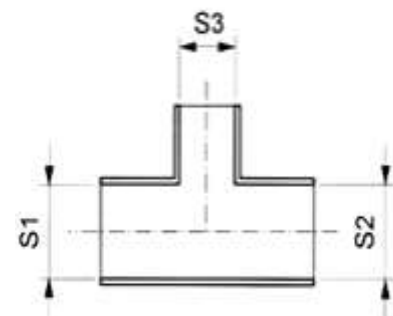


FITTINGS BELOW CAN BE CUSTOM ORDERED AS TABLE I COMPLIANT (COPPER COMPOSITION, GAUGE AND SOCKETS)

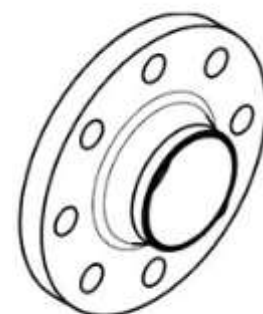
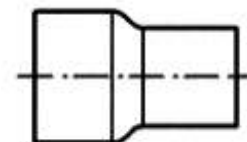
| SIZE | CODE | DESCRIPTION |
|------|-------------|---------------------------------|
| 80mm | CE8090 | 80mm x 90° Copper Elbow |
| 80mm | CE8045 | 80mm x 45° Copper Elbow |
| 80mm | CTE80 | 80mm Equal Tee |
| 80mm | CR8040 | 80mm x 40mm Single Step Reducer |
| 80mm | CR8050 | 80mm x 50mm Single Step Reducer |
| 80mm | CR8065 | 80mm x 65mm Single Step Reducer |
| 80mm | CTR808040 | 80mm x 80mm x 40mm Reducing Tee |
| 80mm | CTR808050 | 80mm x 80mm x 50mm Reducing Tee |
| 80mm | CTR808065 | 80mm x 80mm x 65mm Reducing Tee |
| 80mm | C45J80 | 80mm Y Junction at 45° |
| 80mm | CF80 | 80mm Table E Flange |
| 80mm | CF80PN16 | 80mm PN16 Flange |
| 80mm | CF80ANSI150 | 80mm ANSI150 Flange |




| SIZE | CODE | DESCRIPTION |
|-------|--------------|-----------------------------------|
| 100mm | CE10090 | 100mm x 90° Copper Elbow |
| 100mm | CE10045 | 100mm x 45° Copper Elbow |
| 100mm | CTE100 | 100mm Equal Tee |
| 100mm | CR10050 | 100mm x 50mm Single Step Reducer |
| 100mm | CR10065 | 100mm x 65mm Single Step Reducer |
| 100mm | CR10080 | 100mm x 80mm Single Step Reducer |
| 100mm | CTR10010050 | 100mm x 100mm x 50mm Reducing Tee |
| 100mm | CTR10010065 | 100mm x 100mm x 65mm Reducing Tee |
| 100mm | CTR10010080 | 100mm x 100mm x 80mm Reducing Tee |
| 100mm | C45J100 | 100mm Y Junction at 45° |
| 100mm | CF100T/D | 100mm Table D Flange |
| 100mm | CF100 | 100mm Table E Flange |
| 100mm | CF100PN16 | 100mm PN16 Flange |
| 100mm | CF100ANSI150 | 100mm ANSI150 Flange |



A B



PLEASE CALL REGARDING LEAD-TIMES AND CUSTOMISATION COSTS



COMPLIANCE STATEMENT



Without compromise, every fitting sold by Highflo Company meets or exceeds the specifications for Copper Tube as detailed by NZS3501, or its nearest comparable international standard.

New Zealand does not have a specific Standard's Document dedicated to Copper Plumbing Fittings, rather they are 'associated' with NZS3501 which is not ideal as it's not specifically written to incorporate Copper Fittings. Therefore Highflo ensures supply of fit for purpose Copper Fittings by adherence to the undertakings as detailed below:

Currently, all mother tube that we bend in New Zealand, is from Nungwon Korea. Certification and compliance documentation to NZS3501 standard is available upon request.

Should you have a brand of tube, or a country of origin requirement for the tube your fittings are manufactured from, this can often be accommodated.

Every New Zealand made fitting is manufactured on a 'Fit for Purpose' production line. Internal forming is smooth, as per the requirements of the standard, to minimise flow turbulence. All sockets are engineered to an interference fit as per the relevant standards.

All fittings that we import from our partner factories are sample checked for compliance as below:

Stage I (Where Possible given the Covid situation) is an initial random sample check by a Highflo staff member at the factory of origin. This conformity check is completed before containerisation and is targeted at ensuring only compliant products are shipped. This also allows the opportunity for the partner factory to rectify any highlighted compliance issues before shipping.

Stage II is a further comprehensive check, of a much larger sample size, in our New Zealand warehouse. Checks include gauge verification, pressure testing, and occasionally X-Raying to ensure gauge conformity.

Stage III is a Copper Composition Test completed here in New Zealand, by an independent laboratory, on samples of our imported fittings, confirming compliance to Copper Composition as Alloy C12200 (DHP Copper). Compliance documentation is available upon request.

It is only once all testing comes back 'compliant' that fittings are released for sale.

Documentation confirming compliance of the NZS3501 tube we manufacture from on site, is also provided by our tube supplier and is available upon request.

Likewise a Brass Compliance test is also available for our Cap Nuts and Brazing Rings.

The Laser Marking of all Highflo Fittings for traceability, and showing continuity of fitting supply in an installation, is also currently being implemented across our entire range (except Chrome Plated Items which can't be marked owing to the reflective nature of the chrome finish).

If your installation or contract supply will only accept marked fittings, please make contact with us during this implementation period and discuss your requirements.





UNDERTAKINGS, TERMS AND CONDITIONS

Highflo's Dispatch Promise:

Highflo will endeavour to dispatch all orders on the same day as we receive the Purchase Order. Purchases are picked in the same order as they are received.

The preferred method of ordering is via Email to: sales@highflo.co.nz Telephone orders can be pre-picked based on the phone call, but will not be dispatched, until receipt of a Physical Order to verify that placed over the phone.

Should your order arrive late in the day we will still do our very best to get it on its way to you the same day. Feel free to give us a call should your order be extremely urgent and you want to confirm its ETA. This undertaking excludes all Made to Order Products.

Purchase Order Numbers:

Highflo can only process orders upon physical receipt of a valid Purchase Order Number. Temporary or Interim numbers can not be accepted.

Minimum Order Value (MOV):

It is Highflo's requirement that all purchase orders meet a minimum price threshold of \$100. This value permits the economic cost of Picking and Packing, Invoicing, Issuing Statements and Reconciling Payment. The cost apportioned to freight is not included in the \$100 Minimum Order Value composition. If the MOV requirement can not be met in the first instance, we'd welcome your phone call to discuss what other items we can supply, to bring your order up to the minimum stipulated value. Orders under MOV will be delayed whilst we attempt to contact you to remedy the situation, so your understanding in advance is appreciated.

Delivery — Free Into Store (FIS) or Chargeable:

Most purchases over \$400, noting the exceptions below, are dispatched Free Into Store (FIS) and in most circumstances, are sent via NZ Couriers. This is a 'Next Business Day' service. Please note that the courier service isn't perfect 100% of the time, and delays do happen. Highflo suggests reliance on an overnight service is not advisable. Palletised Freight, Heavy Items and some SI locations are sent via alternate carriers and at minimum an additional day of transit should be allowed for.

Freight charges are to the customer's account for all purchases under \$400 and are charged according to the freight service used. If your order is below \$400 we strongly suggest calling in advance, and getting a freight value, and showing this on your Purchase Order before submitting.

Pick Up by Plumber or End User:

Where a Local Merchant directs a Plumber to collect their purchase directly from Highflo, and The Merchant requires the Packing Slip to be forwarded to them independently, a Packing Slip Forwarding Fee (PSFF) will be applied to the Invoice to cover the cost associated with scanning and emailing the paperwork, rather than just supplying with the order upon collection.

Dimensional Variation:

Many measurements within this catalogue are subject to manufacturing tolerances and minor variation. Bend Radius and Tube Gauge are not subject to this variation. All fittings are to suit NZS3501 Copper Plumbing Tube unless specified otherwise.

Packing Slips, Invoices, Payment & Transfer of Title:

Packing Slips are not priced with the exception of showing freight when an order is below FIS. Invoices are issued shortly after dispatch, preferably electronically. Prices charged are those ruling at the date of dispatch. Where a price is in dispute, the onus is upon the customer to provide proof of variation by way of quotation evidence or alike. Without this confirmation, the price to be paid, will be that as invoiced. Payment falls due, in full, on the 20th of the month following invoice.

All Prices are GST Exclusive.

Overdue invoices risk being penalised by the removal of any discount / rebate / incentive offered and the Buyer will be liable for any / all penalties, collection charges and interest arrears.

Property in the goods, whether installed or not, does not pass to the buyer until the buyer has discharged all outstanding indebtedness to the seller whatsoever.

RETURNS POLICY



In circumstances such as a picking error, Highflo will validate any Merchant claim by referencing it's own documentation, and once confirmed Highflo is at fault, Highflo will rectify the picking error, and where necessary supply a Pre-Paid courier ticket to return any mis-picked items. We would appreciate picking errors being brought to our attention within 2 business days of receipt of the delivery at your premises.

Highflo appreciates that mistakes can be made during the ordering process, and subject to the conditions below, Highflo offers a 14 day, no questions asked, right of return for items ordered in error.

Highflo's Return Policy is designed to protect against genuine ordering mistakes and allow for easy correction. The Return Policy does not offer protection, nor possibility for return, where an end user has not completed due diligence on the jobsite and ordered erroneously, nor does it offer protection where an end user has over ordered to make use of volume discounts and then attempts to return the bulk of their order. Likewise it is not designed to offer protection against changes in an installation or system design.

Should merchants wish to offer an added level of returnability to their customers, then this would form part of the special relationship between the merchant and their customer. Merchants offering additional returnability should do so in the knowledge that Highflo will not accept returns beyond those stated in this policy.

Highflo simply asks that customers take care with their ordering requirements. Highflo has no ability to return items to our Tube Supplier once we have fabricated fittings therefore we must ensure we have a level of protection that prevents us becoming badly overstocked by returns.

Return Conditions:

A Return Authorisation Number (RAN), obtained by contacting Highflo in the first instance, must be shown on all returns. Customers will be reminded of the necessary paperwork and product requirements to complete a return at this time. Any unauthorised or incomplete returns will not be processed. Highflo will advise the sender of reason for a declined return, and the returned items will be held at Highflo until such time as the sender arranges Freight Forward Collection. If not claimed within 90 days, unauthorised returns will be scrapped in lieu of storage fees.

Examples of Items that would be declined credit;

Dents or damage to a fitting or Socket.

Partially complete or opened original packs.

Worksite debris or dust on fitting.

Permanent merchant stickers applied to fitting or packaging.

Damaged Packaging.

A 20% restocking fee, or a minimum charge of \$20, will be applied to all returns. Outgoing freight costs may also be recovered if Highflo paid those in the first instance.

Non-Returnable Items:

Returns aren't offered against every item we sell. There are exclusions as listed below:

Any item ordered on Indent.

Any Contract Offer with discount pricing linked to MOV's, MOQ's or suchlike.

All Chrome plated goods are deemed to be confirmed sale and are strictly non-returnable.

All Plain Copper Traps 65mm and above are deemed confirmed sale & strictly non returnable.

All Made to Order goods are confirmed sale (from placement of order) & strictly non returnable.

If you are unsure of any of the above please feel free to get in touch, before you order, to seek clarification.



WARRANTY STATEMENT

Highflo undertakes that all fittings supplied are suitable for use with the stated AS / NZS Copper Tube as indicated in the catalogue.

In the unexpected event of a fitting failure, Highflo or its appointed representative, must be given the opportunity to view the fitting 'in situ'.

Material, Manufacture, Installation & Application are all factors relating to the performance of our products.

Should a fitting manufacturing fault be determined as the point of failure, Highflo's liability will extend solely to the replacement of the failed fitting.



HIGHFLO COPPER FITTINGS - PROUD SPONSORS OF LIFE FLIGHT TRUST SINCE 2005

